

Christmas Joy Pin Drum



Samplers and Stitches

'Christmas Joy' by Samplers and Stitches

Thread List and DMC Conversion

<i>Au Ver a Soie 100/3 Floss</i>	<i>DMC</i>
499	498
274	3011
681	817
537	986
654	502

A DMC conversion has been provided, however, the finished design will vary slightly. The shaded blocks on the chart represent overlapping stitches. This design uses whole cross stitches only. I have not included a tutorial on finishing a

pin drum. You can find many tutorials on the internet and YouTube.

Design Size Guide

14/28	12.50in x 4.64in
16/32	10.94in x 4.06in
18/36	9.72in x 3.61in
20/40	8.75in x 3.25in
46	7.61in x 2.83in

Fabric

36ct Brea by Needle and Flax

Stitch Count

175 x 65

Chenille Trim

'Brickhouse' by Lady Dot

Creates






The threads used in this design are Au Ver a Soie 100/3 silk threads. I'd love to see your finishes so don't forget to tag me on Instagram @carolxstitch and also use the #samplersandstitches



Happy Stitching

Instructions and Symbol Key for Design "Christmas Joy"

Use 1 strand of AVAS 100/3 thread for cross stitch

<u>Sym</u>	<u>No.</u>	<u>Colour Name</u>	<u>Sym</u>	<u>No.</u>	<u>Colour Name</u>
	499	Dark Red		681	Japanese Red
	537	Forest Green		274	Artichoke Green
	654	Blue Green			

AVAS - Au Ver a Soie 100/3







Instructions and Symbol Key for Design "Christmas Joy"

Use 1 strand of AVAS 100/3 thread for cross stitch

<u>Sym</u>	<u>No.</u>	<u>Colour Name</u>	<u>Sym</u>	<u>No.</u>	<u>Colour Name</u>
■	499	Dark Red	▲	681	Japanese Red
⊓	537	Forest Green	◆	274	Artichoke Green
●	654	Blue Green			

AVAS - Au Ver a Soie 100/3

